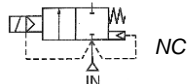


Media: air – water – gas – light oil  
 Pressure range: 0.5 to 15 Bar max  
 Media temperature: -40°C +160°C max  
 Ambient temperature: -20°C to +60°C  
 Media viscosity: 50 centistokes max  
 Mounting: coil upright  
 Opening / Closing time: 50 mSec Max



# 2/2 Brass

## 3/8 – 3"

### NORMALLY CLOSED

### 2 WAY SERVO ASSISTED

### 0.5 – 15 Bar

## TYPE PU225®



#### PRESSURE

Ø Port BSP	Ø Orifice (mm)	Flow Kv Ltr/ min	Coil	Pressure Rating (Bar) ΔP		Max Working	Seals	Max Media Temp. °C	Part Number
				Min	Max				
3/8	13	40.0	22003	0.5	10	15	NBR FKM EPDM	80 130 160	PU22503 + voltage PU22503V + voltage PU22503E + voltage
1/2	13	40.0	22003	0.5	10	15	NBR FKM EPDM	80 130 160	PU22504A + voltage PU22504AV + voltage PU22504AE + voltage
3/4	25	165.0	22003	0.5	10	15	NBR FKM EPDM	80 130 160	PU22506A + voltage PU22506AV + voltage PU22506AE + voltage
1	25	165.0	22003	0.5	10	15	NBR FKM EPDM	80 130 160	PU22508A + voltage PU22508AV + voltage PU22508AE + voltage
1 1/4	38	367	22003	0.5	10	15	NBR FKM EPDM	80 130 160	PU22512A + voltage PU22512AV + voltage PU22512AE + voltage
1 1/2	38	500	22003	0.5	10	15	NBR FKM EPDM	80 130 160	PU22514A + voltage PU22514AV + voltage PU22514AE + voltage
2	50	600	22003	0.5	10	15	NBR FKM EPDM	80 130 160	PU22520A + voltage PU22520AV + voltage PU22520AE + voltage
2 1/2	65	1050	16W	0.3	10	15	NBR FKM EPDM	80 140 120	PU22524A + voltage PU22524AV + voltage PU22524AE + voltage
3	80	1380	16W	0.3	10	15	NBR FKM EPDM	80 140 120	PU22528A + voltage PU22528AV + voltage PU22528AE + voltage

#### OPTIONS

IP65 Coil & Connector PG9 – DIN 43650 A

NPT Thread (Not available 2 1/2" & 3")

ATEX EExmII T4 II 2G & 2D IP65 T130°C

Explosion proof enclosure ATEX II 2 G/D EExdIICT6 IP65 +85°C

#### ELECTRICAL DATA

Voltage (-10% + 10%) Continuous duty 100%		Coil	Power Consumption		Insulation class	Enclosure	Electrical connections
~	=		Inrush	Holding			
~	12-24-48-110-220-240-380 (50/60 Hz)	22003	23VA	17VA	H 180°C	IP 65 with connector	3 spades DIN 43650A DIN 40050 VDE 0110
=	12 – 24 – 48 -110- 220 (DC)		15 Watts				
~	24-48-110-230 (50/60 Hz)	16W	25VA	15VA	F 155°C		
=	12 – 24 – 48 (DC)		16 Watts				

#### CONSTRUCTION

Body: Forged Brass SS41, Tube and internal parts: Stainless steel

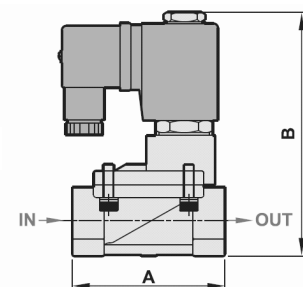
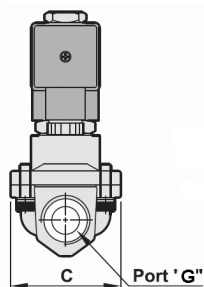
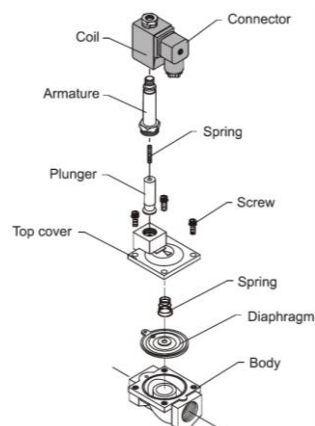
Seals and gaskets: NBR (Optional EPDM, FKM & HNBR)

Moulded coil: 16 W Resin / 22003 DuroPlast ThermoSet Resin

#### REPAIR KIT

Diaphragm Seal	225 + Size code (03-28) + seal material
Coil	Coil type (22003 or 16W) + voltage
Armature assembly (Normally Closed)	225320VNC

#### OVERALL DIMENSIONS



Port	A	B	C	Kg
3/8 1/2	66.5	106.5	48	0.725
3/4 1	96	126.5	70	1.565
1 1/4 1 1/2	131	145.5	96	2.56
2	130	160.5	112	3.9
2 1/2	245	186	184	9.5
3	250	196	184	11.23