

Media: air – water – gas – oil
 Pressure range: 0 to 40 Bar max
 Media temp: -15°C to +90°C max
 Ambient temp: -15°C to +60°C
 Mounting: Any position
 Cycles: 70,000
 Opening/Closing: 10 Sec
 Duty cycle: 100%

Actuated WRAS Ball Valve

1/2 – 1”
FAILSAFE + STANDARD
 2 Way 0 – 40 Bar
TYPE ABVW-E2-MO



PRESSURE

Ø Port BSP	Orifice (mm)	Operating Time Secs	Pressure (Bar) ΔP		Function	Voltage	Part Number
			Min	Max			
1/2	15	10	0	40	Fail-safe Control Power ON valve Opens Power OFF valve Closes	12-24vDC + 24vAC	ABV04W/9AR-E2-MO
3/4	20	10	0	40			ABV06W/9AR-E2-MO
1	25	10	0	40			ABV08W/9AR-E2-MO
1/2	15	10	0	40	<i>Fail-safe requires 30 seconds Power On after 24 hrs without power, thereafter a minimum 10 seconds power ON to recharge the Farah capacitors.</i>	110vAC to 240vAC	ABV04W/2AR-E2-MO
3/4	20	10	0	40			ABV06W/2AR-E2-MO
1	25	10	0	40			ABV08W/2AR-E2-MO
1/2	15	10	0	40	3 Wire Control Connect Power Red & Negative Black	12-24vDC + 24vAC	ABV04W/9-E2-MO
3/4	20	10	0	40			ABV06W/9-E2-MO
1	25	10	0	40			ABV08W/9-E2-MO
1/2	15	10	0	40	Power to Green - Valve Opens Power off Green - Valve Closes	110vAC to 240vAC	ABV04W/2-E2-MO
3/4	20	10	0	40			ABV06W/2-E2-MO
1	25	10	0	40			ABV08W/2-E2-MO

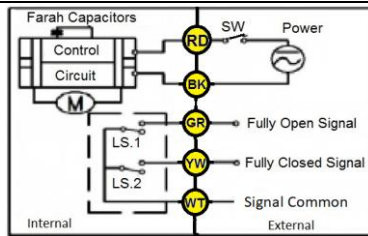
OPTIONS

Basic actuator, Visual Position Indicator, Manual Over Ride, 2x volt free open + closed feedback + Anti-condensation heater **Included**
 Fail-safe Open

ELECTRICAL DATA

Continuous Duty 100% Open / Close 10 seconds	Open + Closed Position Switches (Volt Free – no voltage supplied)	Torque NM	Power			Enclosure	Electrical connection
			Start	Move	Static		
12vDC Fail-safe	36vDC 0.4 Amp Max	27	3.3A	10W	0.18W	IP67	Cable 0.5 meter Option 3 mtr cable
24vDC Fail-safe		24.1	1.2A	10.3W	0.29W		
110-240vAC Fail-safe		21.9	125mA	10.2W	0.5W		
12vDC Power Open/Close	36vDC 0.4 Amp Max	25.5	2.5A	2.1W	0.06W		
24vDC Power Open/Close		26	1.2A	2W	0.19W		
110-240vAC Power Open/Close	220v 0.4 Amp Max	16.3	90mA	2.3W	0.4W		

Fail-safe - Automatic Return

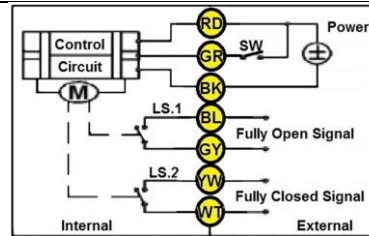


Power ON motor actuates valve into powered position and then automatically powers off. Valve stays in powered position.

Power OFF motor actuates valve back to start position using reserve power. Valve stays in start position.

Fail-safe Closed switches: Green Open, Yellow Closed, White Common
Fail-safe Open switches: Green Closed, Yellow Open, White common

3 Wire Control



Power ON to GREEN motor actuates valve into powered position and then automatically powers off. Valve stays in powered position.


Power OFF to GREEN motor actuates valve back to start position and then automatically powers off. Valve stays in start position.

Position Feedback: Blue & Grey Open, Yellow & White Closed.

CONSTRUCTION

Ball valve: Brass CW617N nickel plated, Stem seals Viton, Seats PTFE, WRAS cert 1702052
Actuator: Housing Strong PPO Plastic, Mount ISO5211 F03+F05, Drive 11x11mm or 9x9mm, All Gears Metal, Rotation 90° +/- 2%

OVERALL DIMENSIONS



Port	A1 (mm)	B1 (mm)	H (mm)	L1 (mm)	W1 (mm)	W2 (mm)
1/2	79	46	127	59	33	92
3/4	79	57	138	68	41	92
1	79	70	146	83	50	92