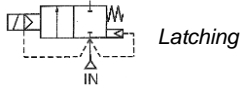


Media: air – water – gas – light oil
 Pressure range: 0.5 to 15 Bar max
 Media temperature: -40°C +160°C max
 Ambient temperature: -20°C to +60°C
 Media viscosity: 50 centistokes max
 Mounting: coil upright
 Opening / Closing time: 50 mSec Max



2/2 Brass

3/8 – 2”

Latching

2 WAY SERVO ASSISTED

0.5 – 15 Bar

TYPE LPU225®



PRESSURE

Ø Port BSP	Ø Orifice (mm)	Flow Kv Ltr/ min	Pressure Rating (Bar) ΔP		Max Working	Seals	Max Media Temp. °C	Part Number
			Min	Max				
3/8	13	40.0	0.5	10	15	NBR FKM EPDM	80 130 160	LPU22503 + voltage LPU22503V + voltage LPU22503E + voltage
1/2	13	40.0	0.5	10	15	NBR FKM EPDM	80 130 160	LPU22504A + voltage LPU22504AV + voltage LPU22504AE + voltage
3/4	25	165.0	0.5	10	15	NBR FKM EPDM	80 130 160	LPU22506A + voltage LPU22506AV + voltage LPU22506AE + voltage
1	25	165.0	0.5	10	15	NBR FKM EPDM	80 130 160	LPU22508A + voltage LPU22508AV + voltage LPU22508AE + voltage
1 1/4	38	367	0.5	10	15	NBR FKM EPDM	80 130 160	LPU22512A + voltage LPU22512AV + voltage LPU22512AE + voltage
1 1/2	38	500	0.5	10	15	NBR FKM EPDM	80 130 160	LPU22514A + voltage LPU22514AV + voltage LPU22514AE + voltage
2	50	600	0.5	10	15	NBR FKM EPDM	80 130 160	LPU22520A + voltage LPU22520AV + voltage LPU22520AE + voltage


OPTIONS

IP65 Coil & Connector PG9 – DIN 43650 A
 NPT Thread
 HNBR seals (same price as FKM)

Included +10%

ELECTRICAL DATA

Voltage	Coil	Power Consumption	Insulation class	Enclosure	Electrical connections
6vDC (3-9v)	22003L	6 Watt 5-20 millisecond pulse Stay Closed = (-ve T1 / +ve T2) Stay Open = (+ve T1 -ve T2)	F 155°C	IP 65 with connector	3 spades DIN 43650A DIN 40050 VDE 0110
12vDC (9-15v)					



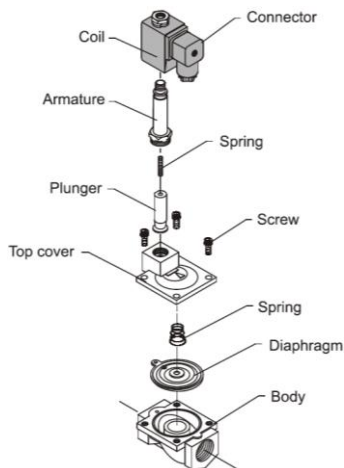
CONSTRUCTION

Body: Forged Brass SS41, Tube and internal parts: Stainless steel
 Seals and gaskets: NBR (Optional EPDM, FKM & HNBR)
 Moulded coil: ThermoSet Resin

REPAIR KIT

Diaphragm Seal	225 + Size code (03-28) + seal material
Coil	22003L
Armature assembly (Normally Closed)	225320VNC

OVERALL DIMENSIONS



Port	A	B	C	Kg
3/8 1/2	66.5	106.5	48	0.725
3/4 1	96	126.5	70	1.565
1 1/4 1 1/2	131.5	145.5	96	2.56
2	160	160.5	112	3.9

