


Media: air – gas  
 Pressure range: 9 Bar max  
 Temperature: -10°C to +60°C  
 Body Material: POM / BRASS  
 Seals: NBR  
 Mounting: any position


# PUSH IN FITTINGS

## PLASTIC


### Male Straight

	NPC	4M5	401	402	6M5	601	602	603	604	801	802	803	804	1002	1003	1004	1202	1203	1204
Tube	4	4	4	6	6	6	6	6	8	8	8	8	10	10	10	12	12	12	
Thread	M5	1/8	1/4	M5	1/8	1/4	3/8	1/2	1/8	1/4	3/8	1/2	1/4	3/8	1/2	1/4	3/8	1/2	


### Male Elbow

	NPL	4M5	401	402	6M5	601	602	603	604	801	802	803	804	1002	1003	1004	1202	1203	1204
Tube	4	4	4	6	6	6	6	6	8	8	8	8	10	10	10	12	12	12	
Thread	M5	1/8	1/4	M5	1/8	1/4	3/8	1/2	1/8	1/4	3/8	1/2	1/4	3/8	1/2	1/4	3/8	1/2	


### Male Branch Tee

	NPB	4M5	401	402	6M5	601	602	603	801	802	803	804	1002	1003	1004	1202	1203	1204
Tube	4	4	4	6	6	6	6	8	8	8	8	10	10	10	12	12	12	
Thread	M5	1/8	1/4	M5	1/8	1/4	3/8	1/8	1/4	3/8	1/2	1/4	3/8	1/2	1/4	3/8	1/2	


### Speed Controller

	NSC	4M5	401	402	6M5	601	602	603	801	802	803	804	1002	1003	1004	1202	1203	1204
Tube	4	4	4	6	6	6	6	8	8	8	8	10	10	10	12	12	12	
Thread	M5	1/8	1/4	M5	1/8	1/4	3/8	1/8	1/4	3/8	1/2	1/4	3/8	1/2	1/4	3/8	1/2	


### Male Run Tee

	NPD	4M5	401	402	6M5	601	602	603	801	802	803	804	1002	1003	1004	1202	1203	1204
Tube	4	4	4	6	6	6	6	8	8	8	8	10	10	10	12	12	12	
Thread	M5	1/8	1/4	M5	1/8	1/4	3/8	1/8	1/4	3/8	1/2	1/4	3/8	1/2	1/4	3/8	1/2	


### Female Elbow

	NPLF	4M5	401	402	6M5	601	602	603	801	802	803	804	1002	1003	1004	1202	1203	1204
Tube	4	4	4	6	6	6	6	8	8	8	8	10	10	10	12	12	12	
Thread	M5	1/8	1/4	M5	1/8	1/4	3/8	1/8	1/4	3/8	1/2	1/4	3/8	1/2	1/4	3/8	1/2	


### Female Straight

	NPCF	4M5	401	402	6M5	601	602	603	801	802	803	804	1002	1003	1004	1202	1203	1204
Tube	4	4	4	6	6	6	6	8	8	8	8	10	10	10	12	12	12	
Thread	M5	1/8	1/4	M5	1/8	1/4	3/8	1/8	1/4	3/8	1/2	1/4	3/8	1/2	1/4	3/8	1/2	

### Swivel Elbow

	NPH	4M5	401	402	6M5	601	602	603	801	802	803	804	1002	1003	1004	1202	1203	1204
Tube	4	4	4	6	6	6	6	8	8	8	8	10	10	10	12	12	12	
Thread	M5	1/8	1/4	M5	1/8	1/4	3/8	1/8	1/4	3/8	1/2	1/4	3/8	1/2	1/4	3/8	1/2	

### Extended Stud Elbow

	NPLL	4M5	401	402	6M5	601	602	603	801	802	803	804	1002	1003	1004	1202	1203	1204
Tube	4	4	4	6	6	6	6	8	8	8	8	10	10	10	12	12	12	
Thread	M5	1/8	1/4	M5	1/8	1/4	3/8	1/8	1/4	3/8	1/2	1/4	3/8	1/2	1/4	3/8	1/2	