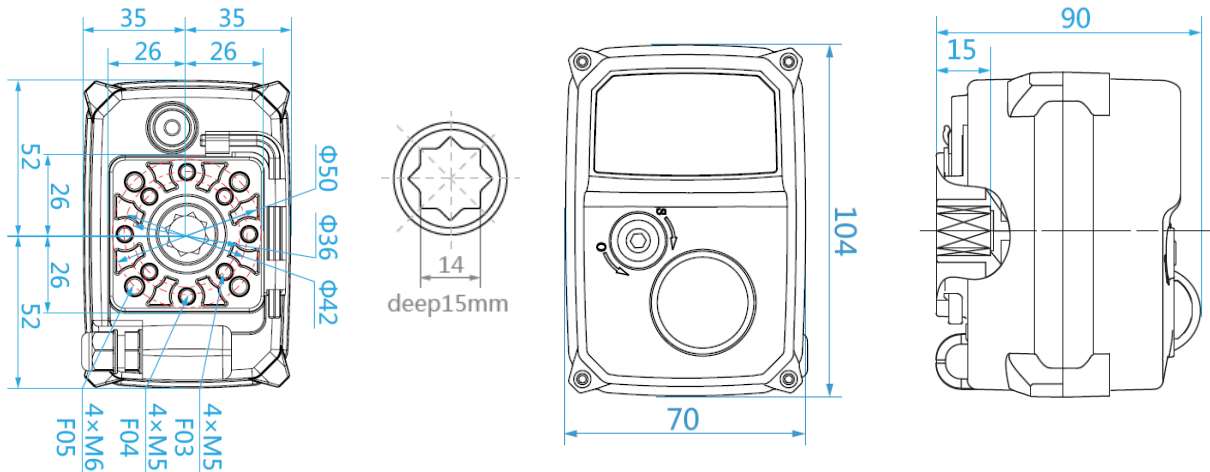


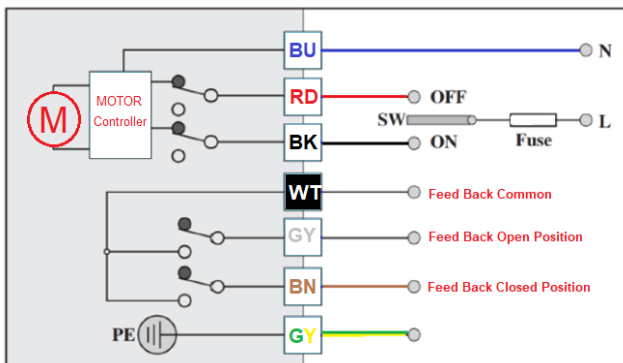
CNX20 Actuator



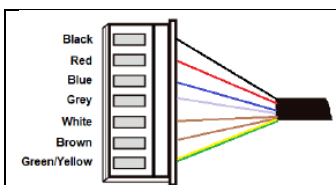
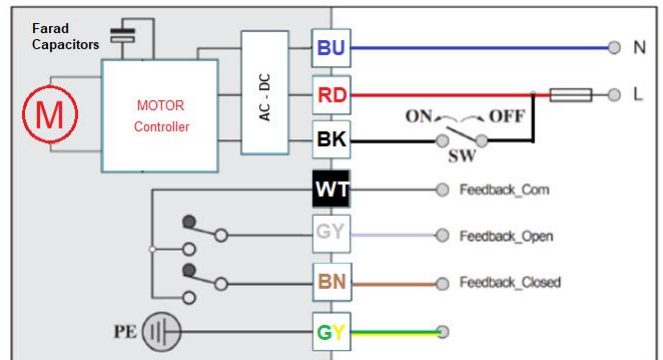
BASIC SPECIFICATIONS	
Torque	Run 20Nm (178Lb) / 25Nm Break (221Lb)
Voltage	12VDC, 24vAC/DC, 100-265vAC/DC
Mounting	ISO5211 F03/04/05 x 14mm
Protection	IP67
Electrical connection	Pre Wired 0.8m Flying Lead with JST-XH 6S 7 Pin connector
Open / Closed Position feedback	2 x Mechanical micro-switches, dry contact/volt free
Local visual position indication	Dome style 2 colour
Housing	ABS (Thermoplastic Polymer)
Weight	0.8Kg



CNX20 Basic Wiring On/OFF




CNX Basic Wiring Failsafe



CNX20 compact actuators are prewired 0.8m long 16 wire gauge cables for power, feedback and earth and are supplied with a JST-XH 6S 7 Pin connector. This can be removed if not required or to be utilised. This does NOT invalidate the warranty or effect the actuator. Other cable lengths available on special request.



ELECTRICAL			
Rated Voltage	95-265VAC/DC (50/60Hz)	24VAC/DC (50/60Hz)	DC 12V
Voltage Range	AC: 95-265V DC: 100-300V	AC: 18-26V DC: 22-28V	DC: 10-15V
Torque Nm	20 (Break 25)	20 (Break 25)	20 (Break 25)
Power (Watts)	15W	15W	15W
Power (Watts) Failsafe	36W	36W	36W
Current (Peak)	0.94A	0.94A	0.94A
On Off Fuse	2A	1A	2A
Run time	10 Seconds Open - Close	10 Seconds Open - Close	15 Seconds Open - Close
Heater Power (W)	0.6W	0.6W	0.6W
FEATURES			
Operating frequency	Not continuous, allow ≥ 1 minute between cycles		
Position confirmation	Mechanically driven dome style visual 2 colour indicator		
Mounting	Horizontal or Vertical - Do not install upside down.		
End Position indication	Micro-switches operated by adjustable internal cams, set slightly ahead of the final motor stop position.		
ISO:5211	F03/04/05 - Note F04 is at 45 degree		
Working Angle	Factory set at $90^{\circ} \pm 2^{\circ}$, maximum angle of rotation 360° unless multi turn series.		
Manual operation	Yes, with allen key (supplied in clip under actuator head) use only when no power is being applied.		
Female drive	14mm x 15mm deep (Optional 9mm adaptor)		
Ingress protection	IP67		
Max media temp	$\leq 80^{\circ}\text{C}$ (unless in combination with thermal barrier)		
Ambient temp	-20°C to $+60^{\circ}\text{C}$, Non-operating temperature: -40°C to $+80^{\circ}\text{C}$ Maximum		
Wiring Connectivity	M10 weatherproof gland with flying lead.		
Ambient humidity	5-95% Relative Humidity non-condensing		
Explosion proof	Do not use this model in ATEX hazardous area zones		
Housing	ABS (Thermoplastic Polymer)		
Weight	0.8Kg.		
Warranty	1 year 20,000 operations warranty. Terms and conditions apply.		



Item	Description	Material
1	Actuator	ABS
2	Visual Indicator (Dome)	Transparent AS
3	Screws x4	304 Stainless
4	Manual Override	304 Stainless
5	Allan Key (Over ride)	Steel

