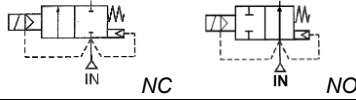


Media: water – gases – fluids  
 Pressure range: 0.5 to 10 Bar max  
 Media temperature: -5°C to +130°C max  
 Ambient temperature: -20°C to +60°C  
 Media viscosity: 50 centistokes max  
 Mounting: coil upright  
 Open / Close time: 0.5 to 3 Sec Max  
 WRAS approval: 2304324



# 2/2 Brass

## 3/8 – 2”

### N/CLOSED + N/OPEN

### 2/2 Anti Water Hammer

### 0.5 – 15 Bar

## TYPE PU225D / PU225DN



#### 2/2 NORMALLY CLOSED

Ø Port BSP	Ø Orifice (mm)	Flow Kv Ltr/ min	Open Close Time Sec	Pressure Rating (Bar) ΔP		Max Working	Seals	Part Number
				Min	Max			
3/8	13	40.0	0.5	0.5	10	15	EPDM WRAS Approval 2304324	PU225D03 + voltage
1/2	13	40.0	0.5	0.5	10	15		PU225D04 + voltage
3/4	25	165.0	2	0.5	10	15		PU225D06 + voltage
1	25	165.0	2	0.5	10	15		PU225D08 + voltage
1 1/4	38	367	2.5	0.5	10	15		PU225D12 + voltage
1 1/2	38	500	2.5	0.5	10	15		PU225D14 + voltage
2	50	600	3	0.5	10	15		PU225D20 + voltage

#### 2/2 NORMALLY OPEN

3/8	13	40.0	0.5	0.5	10	15	EPDM WRAS Approval 2304324	PU225DN03 + voltage
1/2	13	40.0	0.5	0.5	10	15		PU225DN04 + voltage
3/4	25	165.0	2	0.5	10	15		PU225DN06 + voltage
1	25	165.0	2	0.5	10	15		PU225DN08 + voltage
1 1/4	38	367	2.5	0.5	10	15		PU225DN12 + voltage
1 1/2	38	500	2.5	0.5	10	15		PU225DN14 + voltage
2	50	600	3	0.5	10	15		PU225DN20 + voltage

#### OPTIONS

IP65 Coil & Connector PG9 – DIN 43650 A	<b>Included</b>
NPT Thread	
ATEX EExmIIT4 II 2G & 2D IP65 T130°C	<b>Included</b>
Latching coil 6vDC (3-9v) or 12vDC (9-15v) fitment to normally closed PU225D only	

#### ELECTRICAL DATA

	Voltage (-10% + 10%) Continuous duty 100%	Coil	Power Consumption		Insulation class	Enclosure	Electrical connections
			Inrush	Holding			
~	12-24-48-110-220-240-380 (50/60 Hz)	22003	23VA	17VA	H 180°C	IP 65 with connector	3 spades DIN 43650A DIN 40050 VDE 0110
=	12 – 24 – 48 -110- 220 (DC)		15 Watts				

#### CONSTRUCTION

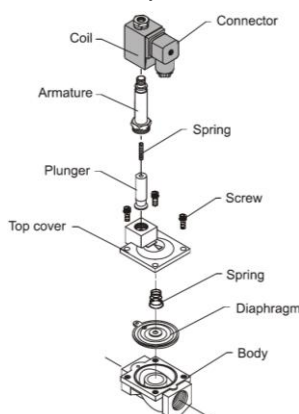
Body: Forged Brass SS41, Tube and internal parts: Stainless steel  
 Seals and gaskets: EPDM WRAS approval 2304324  
 Moulded coil: 15 Watt ThermoSet Resin

#### REPAIR KIT

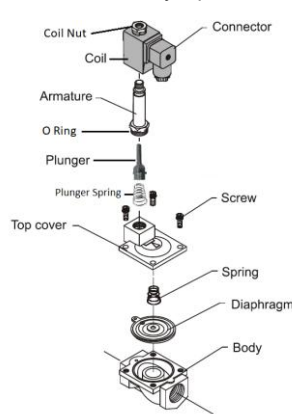
Seal kit Normally Closed	ZGPU225D + Size code (03-20)
Seal Kit Normally Open	ZGPU225DN + Size code (03-20)
Coil	22003 + voltage

#### OVERALL DIMENSIONS

2/2 Normally Closed



2/2 Normally Open



Port	A	B	C	Kg
3/8 1/2	66.5	106.5	48	0.725
3/4 1	96	126.5	70	1.565
1 1/4 1 1/2	131.5	145.5	96	2.56
2	160	160.5	112	3.9

