

Features

- * Quick response.
- * Stainless steel body and stem provide exceptional durability.
- * Flange type is available for JIS 10K, ANSI 150LB and PN16.
- * Ex-proof coil T4 as optional accessory.
- * Timer for setting on/off time as optional accessory.
- * CE and EX-proof certified for 04,06 series.
- * Coil nut is available, please refer to page 7-6.



How to order

SPU220	A	N	E	F - 03	N - S	1	LED	E			
Stainless steel 2/2 way assisted lift	Series	Acting style	Diaphragm	Flange type	Port size	Thread	Solenoid	Voltage	LED	Ex-proof coil	
	Blank	Normally closed	Blank	VITON	F 10K	03 3/8"	Blank	G	1 110VAC	Blank	W/O LED
	N	Normally open	E	EPDM	F3 150LB	04 1/2"	N	NPT	2 220VAC		
			B	NBR	F4 PN16 only for A series	06 3/4"	R	Rc	9 24VDC		

Specifications

Model	SPU220A-03	SPU220A-04	SPU220A-06
Port size	3/8"	1/2"	3/4"
Fluid	Compressed air (light oil, water)		
Orifice	13mm		20mm
Sectional area	76mm ²		162mm ²
Acting	Assisted lift		
Construction	Diaphragm		
Operating pressure range AC	0-7 Bar (15W) or 0-12 Bar (18W)		
Operating pressure range DC	0-5 Bar (15W) or 0-12 Bar (18W)		
Proof pressure	10 kgf/cm ²		
Body material / Flange material	Stainless steel SUS316 / SUS316, SUS304		
Fluid temperature	-10°C ~ 85°C		-10°C ~ 90°C
Ambient temperature	-20°C ~ 60°C		-10°C ~ 60°C
Installation	Horizontal		
Duty cycle	100% ED		
Coil type	DIN		
Protection class	IP65 (DIN 40 050)		
Insulation class	F		
Voltage tolerance	± 10%		
Standard voltage	220VAC, 110VAC, 24VDC The other voltage is optional		
Power consumption	AC110V:17.6VA, AC220V:18.1VA, DC: 15W		
Net weight	715g		920g

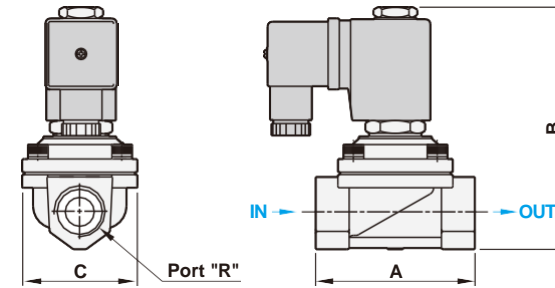
Material selection guide

Seal	Temperature range	Suitable fluid	Unsuitable fluid
NBR	-15°C ~ 80°C	Air, Water, Neutral gases, Mineral oil	Fuel oil, Gasoline and Hi-test gasoline, Diesel fuel
VITON	-10°C ~ 180°C	Fuel oil, Gasoline and Hi-test gasoline, Diesel fuel	Hot water, Steam, Brake oil (ATE Blue)
EPDM	-5°C ~ 130°C	Hot water, Detergent liquid	Mineral oil, Gasoline

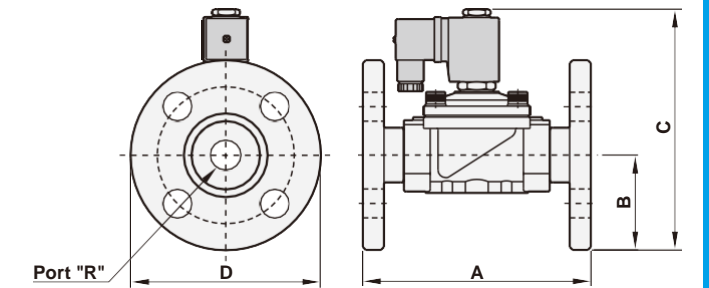
Dimensions



SPU220A-04, 06 Standard type



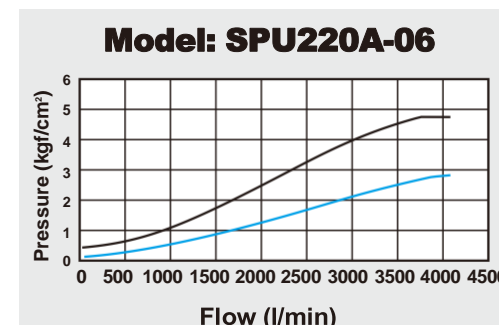
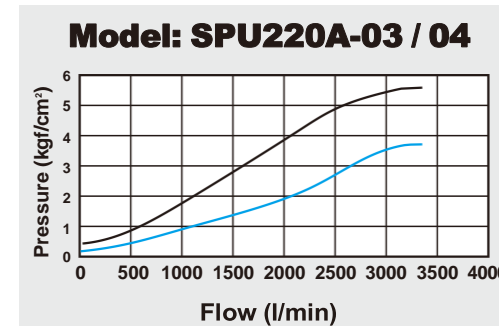
SPU220A-04, 06 Flange type (10K)



Model	SPU220A-03 / 04		SPU220A-06
R	3/8"	1/2"	3/4"
A	66.5		71.0
B	101.0		107.0
C	48.0		58.0

Model	SPU220AF-03 / 04		SPU220AF-06
R	3/8"	1/2"	3/4"
A	110.0		120.0
B	47.5		50.0
C	133.0		138.5
D	95.0		100.0

Flow chart



Explosion

