

Media: mains gas – air – coke/bio gas  
 Pressure range: 0 to 1.6 Bar max  
 Media temperature: 60°C max  
 Ambient temperature: -15°C to +60°C  
 Mounting: upright  
 Opening Time: 50 Sec Max  
 Closing Time: <1 Second  
 EN161 Gas Class A Approved  
 Power: Inrush 110VA, Holding 20VA

# EN161 Gas Valves

## DN65 – DN300

### NORMALLY CLOSED

### Electro Hydraulic

### 0 – 1600 mBar

## TYPE VMH



#### PRESSURE

Ø Port PN16	Ø Orifice (mm)	Opening Time Seconds	Flow Kvs m³/hr	Max Cycles per hour	Pressure Rating (mBar)		Part Number
					Min	Max mBar	
DN65	65	10-15	83	60	0	1600	VMH7 + 230vAC
DN80	80	10-15	92	60	0	1600	VMH8 + 230vAC
DN100	100	15-25	152	40	0	1300	VMH9 + 230vAC
DN125	125	25-40	250	30	0	500	VMH93 + 230vAC
DN150	150	25-40	315	30	0	500	VMH95 + 230vAC
DN200	200	35-50	476	20	0	200	VMH98 + 230vAC
DN250	250	40-60	660	15	0	1300	VMH910 + 230vAC
DN300	300	45-75	970	15	0	600	VMH912 + 230vAC

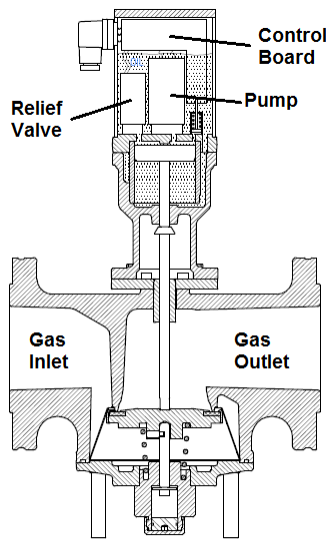
#### OPTIONS

IP65 Coil & Connector PG9 – DIN 43650 A, Filter 600µ metal mesh, Flow rate adjustment (VMH7 & 8 DN65 to DN80)  
 PCS (closed position indicator switch)  
 110 v 50/60 Hz  
 Other Higher / Lower pressure options VMH93U, 95U, 98U, 912U 0.2, 1.3 Bar, 1300mBar  
 K Version for Coke and Bio Gas, ATEX Version for Hazardous Area

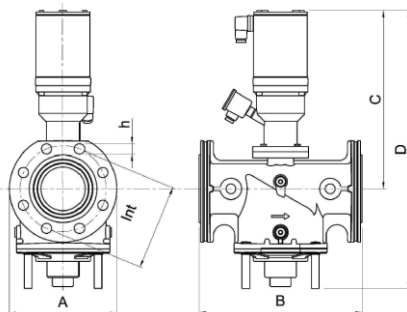
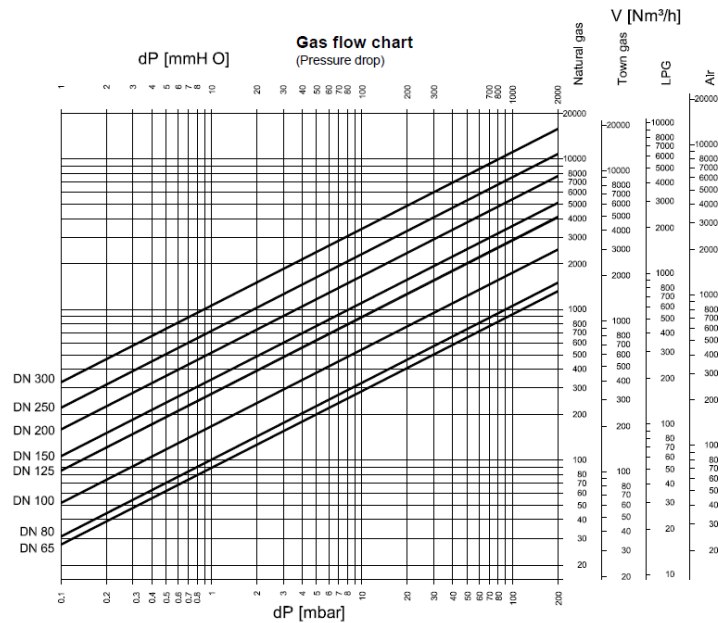
#### CONSTRUCTION

Body: Aluminium  
 Internal parts: Stainless steel, plated steel, Brass, anaerobic adhesive  
 Seals and gaskets: NBR, FPM and PTFE

#### DIMENSIONS



VMH Gas Safety Shut Off Valve



Model	A	B	C	D	Int	h	Kg
VMH7	200	305	350	536	145	4x18	14
VMH8	200	305	350	536	160	8x18	14
VMH9	252	350	365	572	180	8x18	18
VMH93	310	460	461	671	210	8x18	34
VMH95	310	460	461	671	240	8x23	36
VMH98	370	546	494	740	295	12x23	52
VMH910	405	600	560	852	355	12x28	59
VMH912	460	700	596	923	410	12x28	106

European Approval: Gas EN161 Class A + (2009/142/CE), PED (97/23/CE), Electromagnetic (2004/108/EC), Low Voltage (2006/95/EC)